

**QUARTERLY PHYSICAL REPORT OF OPERATION**  
**As of March 31, 2022**

**Department:** Department of Labor and Employment (DOLE)  
**Agency :** Professional Regulation Commission  
**Operating Unit:** Central Office  
**Organization Code** 16 008 0100000

Particulars	UACS CODE	Physical Target (Budget Year)					Physical Accomplishment (Budget Year)					Variance	Remarks
		1st Quarter	2nd Quarter	3rd Quarter	4th Quarter	Total	1st Quarter	2nd Quarter	3rd Quarter	4th Quarter	Total		
1	2	3	4	5	6	7	8	9	10	11	12	13	14
PROFESSIONAL LICENSURE PROGRAM	3101000000000000												
OO : Highly ethical, globally competitive, and recognized Filipino													
Outcome Indicators													
1. Percentage of graduates in all certificate courses given professional certification		56%	56%	56%	56%	56%	57.99%				57.99%		
Output Indicators													
1. Percentage of applications for licensure examinations acted upon within two (2) days from filing		100%	100%	100%	100%	100%	100% of 52,650				100% of 52,650		
2. Percentage of test items prepared/ formulated/ peer reviewed by the Professional Regulatory Boards		100%	100%	100%	100%	100%	100%				100%		
3. Percentage of statistical data for monitoring of school performance generated within one day after the release of examination results		100%	100%	100%	100%	100%	100%				100%		
PROFESSIONAL REGULATION PROGRAM	3102000000000000												
OO : Highly ethical, globally competitive, and recognized Filipino													
Outcome Indicators													
1. Percentage increase in number of professionals registered under various mutual recognition arrangements within ASEAN and other countries including international trade agreements where the Philippines is a signatory		2%	2%	1%	1%	6%	2.04%				2.04%		

Particulars	UACS CODE	Physical Target (Budget Year)					Physical Accomplishment (Budget Year)					Variance	Remarks
		1st Quarter	2nd Quarter	3rd Quarter	4th Quarter	Total	1st Quarter	2nd Quarter	3rd Quarter	4th Quarter	Total		
1	2	3	4	5	6	7	8	9	10	11	12	13	14
2. Percentage of cases resolved within three (3) months		8%	8%	8%	8%	8%	5.49%				5.49%		The reduction of personnel in the OLS impeded the rendition of legal services and further delayed the proceedings and disposal of administrative cases pending therein. Due to the recent resignation of five (5) job order lawyers, their caseloads had to be raffled anew to the remaining four (4) permanent lawyers. The OLS, in coordination with the HRDD, has endeavoured in aggressive hiring of needed manpower complement to continuously meet the targets.
Output Indicators													
1. Percentage of request for professional identification cards (PICs) and registration certificates acted upon within the prescribed timeframe		100%	100%	100%	100%	100%	100% of 38,681				100% of 38,681		
2. Percentage of complaints with investigations conducted		100%	100%	100%	100%	100%	100% of 165				100% of 165		
3. Number of institutions and establishments where professionals are employed that are inspected and monitored		263	315	263	209	1,050	154				154		The earliest inspection was conducted on February 15, 2022 due to the transition period in the implementation of the revised guidelines on inspection and monitoring, thus, no inspections were conducted for 1 and 1/2 months and these scheduled inspections of establishments and Higher Educational Institutions were moved to later dates.
PROFESSIONAL DATABASE MANAGEMENT PROGRAM	3103000000000000												
OO : Highly ethical, globally competitive, and recognized Filipino													
Outcome Indicators													
1. Percentage reduction of process cycle time of frontline services upon conversion to online		96%	96%	96%	96%	96%	96%				96%		

services													
----------	--	--	--	--	--	--	--	--	--	--	--	--	--

This report was generated using the Unified Reporting System on 25/04/2022 11:10; Status : SUBMITTED


Page 2 of 3


Particulars	UACS CODE	Physical Target (Budget Year)					Physical Accomplishment (Budget Year)					Variance	Remarks
		1st Quarter	2nd Quarter	3rd Quarter	4th Quarter	Total	1st Quarter	2nd Quarter	3rd Quarter	4th Quarter	Total		
1	2	3	4	5	6	7	8	9	10	11	12	13	14
Output Indicators													
1. Percentage increase in the number of applicants		36%	32%	35%	32%	39.2%	39.2%				39.2%		
and professionals provided with online services													

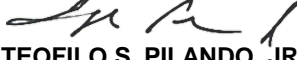
Prepared By:

In coordination with:

Approved By:

  
**GLORIA L. ASINAS**  
 Planning Officer  
 2022-04-25 10:52:06

  
**JOSE A. ABUNDO**  
 Director  
 2022-04-25 10:52:06

  
**TEOFILO S. PILANDO, JR.**  
 Chairman  
 2022-04-25 11:09:56